

# The Butterfly

**Memory Verse:** “He has been raised” (Mark 16:6)

**Study Plan:** The center of our church year, the center of our lives, is Easter Day, the day we celebrate the resurrection of Jesus Christ from the dead. We know that Christ died and that on the third day he rose again. In his resurrection, we have new life.

In studying this badge, you will learn more about the resurrection of Jesus and how to celebrate this joyful news.



## Step 1: Signs of the Resurrection All Around Us

Leader's initials \_\_\_\_\_



There are many signs of new life around us. They remind us of the new life we have in Jesus. Caterpillars are not always our favorite little creatures! They eat and they grow, and then form a chrysalis or pupa, which looks dead. But then what happens??

The butterfly is often used to symbolize the resurrection of Jesus and our life in Jesus because the three stages in the life of a butterfly symbolize our lives as well. The larva, or caterpillar, is like our life here on earth. The apparently dead chrysalis or pupa represents our death. The adult stage, the butterfly, is our new life in Christ and our resurrected life with God.

Flower bulbs also offer symbolism of resurrection. They don't look like much; usually they are brown and kind of wrinkly, but when they are planted, what happens?




We experience “new life” in many different ways. Sometimes we have friends who we don't see for a long time. They may have moved away or gone to a different school. Then one day, we see them again and talk with them and renew our friendship. Has that ever happened to you? How is that like new life?



Do 2 of the following activities:

1. Plant a flower bulb in a container. Paper whites can be planted in rocks; hyacinths can be set in a vase with water. Or, put a sweet potato in a jar of water. Watch what happens. (see the **Leader's List** at the end of this study guide for instructions.)
  - a. What changes do you see?



- b. Is there life in the potato or in the bulb even when it doesn't look alive?
2. Find or draw pictures of the stages of a butterfly's life and put them in your notebook.
  - a. How does each stage differ from the rest?
  - b. How is each stage in the butterfly's life like our own lives?
3. Make butterflies in a craft project to give as gifts, as hospital tray favors, or to decorate the parish hall for a party or parish event. Here are two suggestions:

### **Wax paper Stained Glass Butterfly**

You will need waxed paper, crayon shavings, scissors, an iron, a hole punch, and string.

- a. Fold a piece of waxed paper in two. Draw half a butterfly with the body at the fold.
- b. Open the waxed paper and put it on a flat surface.
- c. Put crayon shavings on the waxed paper butterfly.
- d. Cover the waxed paper with another piece of waxed paper. Iron the two layers of waxed paper together on low heat (sandwich in between paper towels to protect your iron and the ironing board).
- e. Cut out the butterfly. Punch a hole near the top, and put a string through the hole for hanging.



### **Stained Glass Butterfly**

You will need two pieces of black construction paper, a ruler, tissue paper, white glue, scissors, and a pencil.

- a. Fold a piece of black construction paper in half the long way.
- b. Make the body of the butterfly, similar to the one in the picture at right.
- c. Open the paper and even out the wings.
- d. Fold the paper again. Draw oval or round spots on the wings.
- e. Cut out the inside of the shapes you just drew; go through both thicknesses of paper.
- f. Set your butterfly on a second sheet of black construction



paper. Trace the outline and the inner shapes. Cut out this duplicate butterfly and set it aside.

- g. On the original butterfly, put a line of white glue around the openings in the wings. Set colored tissue paper over the holes.
- h. Put more glue around the edge of the butterfly. Set the duplicate butterfly on top, gluing them together.
- i. Allow the glue to dry.
- j. Tape the butterfly to a window to see the sun shining through the tissue paper.




## Step 2: The Accounts of the Resurrection      Leader's initials \_\_\_\_\_

The story of Jesus' resurrection is found in each of the Gospels: Matthew, Mark, Luke, and John. The Gospels tell us that Jesus' body was not found in the tomb in which it had been placed, and that some of his followers saw Jesus after his resurrection. The four accounts differ somewhat. Each of the Gospel writers saw and understood what happened a little differently. It would be like the story of the blind men and the elephant. A group of blind men stood around an elephant. One, touching the trunk, said that an elephant was like a big hose. Another, feeling the side, said that an elephant was like a wall. A third, feeling the tusk, said that an elephant was sharp and hard. Another, touching the tail, described the elephant as a rope. Each was correct, from their perspective.

Read the accounts of Jesus' resurrection in the four Gospels.

### Matthew 28:1-10

After the Sabbath, as the first day of the week was dawning, Mary Magdalene and the other Mary went to see the tomb. And suddenly there was a great earthquake; for an angel of the Lord, descending from heaven, came and rolled back the stone and sat on it. His appearance was like lightning and his clothing white as snow. For fear of him the guards shook and became like dead men. But the angel said to the women, "Do not be afraid; I know that you are looking for Jesus who was crucified. He is not here; for he has been raised, as he said. Come, see the place where he lay. Then go quickly and tell his disciples, 'He has been raised from the dead, and indeed he is going ahead of you to Galilee; there you will see him.' This is my message for you." So they left the tomb quickly with fear and great joy, and ran to tell his disciples. Suddenly Jesus met them and said, "Greetings!"




And they came to him, took hold of his feet, and worshiped him. Then Jesus said to them, "Do not be afraid; go and tell my brothers to go to Galilee; there they will see me."

Who went to Jesus' tomb? Why did they go?  
How did the stone get rolled away? (The stone at the front of the tomb was very large and very heavy, not something that could be easily moved.)  
What did the angel say to the women?  
What did Jesus tell the women to do?  
When the women left the tomb, how did they feel?

### Mark 16:1-8

When the Sabbath was over, Mary Magdalene, and Mary the mother of James, and Salome brought spices, so that they might go and anoint him. And very early on the first day of the week, when the sun had risen, they went to the tomb. They had been saying to one another, "Who will roll away the stone for us from the entrance to the tomb?" When they looked up, they saw that the stone, which was very large, had already been rolled back. As they entered the tomb, they saw a young man, dressed in a white robe, sitting on the right side; and they were alarmed. But he said to them, "Do not be alarmed; you are looking for Jesus of Nazareth, who was crucified. He has been raised; he is not here. Look, there is the place they laid him. But go, tell his disciples and Peter that he is going ahead of you to Galilee; there you will see him, just as he told you." So they went out and fled from the tomb, for terror and amazement had seized them; and they said nothing to anyone, for they were afraid.



Who went to Jesus' tomb? Why did they go?  
How was the stone rolled away? (Do we know in this account?)  
What did the angel say to the women?  
What did the angel tell the women to do?  
How did the women feel?

### Luke 24:1-12

But on the first day of the week, at early dawn, they came to the tomb, taking the spices that they had prepared. They found the stone rolled away from the tomb, but when they went in, they did not find the body. While they were perplexed about this, suddenly two men in dazzling clothes stood beside them. The women were terrified and bowed their faces to the ground, but the men said to them, "Why do you look for the living among



the dead? He is not here, but has risen. Remember how he told you, while he was still in Galilee, that the Son of Man must be handed over to sinners, and be crucified, and on the third day rise again.” Then they remembered his words, and returning from the tomb, they told all this to the eleven and to all the rest. Now it was Mary Magdalene, Joanna, Mary the mother of James, and the other women with them who told this to the Apostles. But these words seemed to them an idle tale, and they did not believe them. But Peter got up and ran to the tomb; stooping and looking in, he saw the linen cloths by themselves; then he went home, amazed at what had happened.

Which women went to the tomb? Why did they go?  
Where was the stone?  
What did the angels say to the women?  
What did the women do?

### **John 20:1-18**

Early on the first day of the week, while it was still dark, Mary Magdalene came to the tomb and saw that the stone had been removed from the tomb. So she ran and went to Simon Peter and the other disciple, the one whom Jesus loved, and said to them, “They have taken the Lord out of the tomb, and we do not know where they have laid him.” Then Peter and the other disciple set out and went toward the tomb. The other two were running together, but the other disciple outran Peter and reached the tomb first. He bent down to look in and saw the linen wrappings lying there, but he did not go in. Then Simon Peter came, following him, and went into the tomb. He saw the linen wrappings lying there, and the cloth that had been on Jesus’ head, not lying with the linen wrappings but rolled up in a place by itself. Then the other disciple, who reached the tomb first, also went in, and he saw and believed; for as yet they did not understand the scripture, that he must rise from the dead. Then the disciples returned to their homes. But Mary stood weeping outside the tomb. As she wept, she bent over to look into the tomb; and she saw two angels in white, sitting where the body of Jesus had been lying, one at the head and the other at the feet. They said to her, “Woman, why are you weeping?” She said to them, “They have taken away my Lord, and I do not know where they have laid him.” When she had said this, she turned around and saw Jesus standing there, but she did not know that it was Jesus. Jesus said to her, “Woman, why are you weeping? Whom are you looking for?” Supposing him to be the gardener, she said to him, “Sir, if you have carried him away, tell me where you have laid him, and I will take him away.” Jesus said to her, “Mary!” She turned and said to him in Hebrew, “Rabbouni!” (which means Teacher). Jesus said to her, “Do not hold on to me, because I have not yet ascended to



the Father. But go to my brothers and say to them, 'I am ascending to my Father and your Father, to my God and your God.' Mary Magdalene went and announced to the disciples, "I have seen the Lord"; and she told them that he had said these things to her.

Who went to the tomb?  
What did they see in the tomb?  
Who did Mary see outside the tomb?  
How did Mary know that it was Jesus speaking to her?  
What did Jesus say to Mary?



1. Are the four accounts of Jesus' resurrection all the same? What differences have you noticed? Think about the people in the story, the stone, what the angels say, whether Jesus speaks, and any other details you find.
  - ? What strikes you most about these reports of Jesus' resurrection?
  - ? How do you think you would have felt, and what would you have done if you had been one of the women?

2. Tell in your own words one of these accounts of the Resurrection, or act it out with the girls in your group. A skit version of the account in John is in the **Leader's List** at the end of this study guide. Take turns playing the different roles and share with your group what you learned about the person whose role you played.



Do one of the following activities:

1. Draw a picture or write a poem about the Resurrection.
2. Think about an experience in your life that was like a resurrection - a time when you felt alive in a new way, perhaps following a sad or disappointing experience. Write about it in your notebook, share it with your group or express it in art.

## Leader's List

### Planting Bulbs

Spring-flowering bulbs such as daffodils, tulips, and paperwhites can be grown in pots.

- a. Partially fill a pot with potting soil.
- b. Set the bulb on top of the layer of soil in the pot and fill with additional soil to cover the bulb with one inch of soil.
- c. Place the pot in a cool spot. Check regularly and water when necessary.
- d. Move the pot to a sunny location when you see the first signs of growth.



## Planting Hyacinths and Crocus Bulbs

Hyacinth and crocus bulbs can be grown in vases with water.

- Select a glass vase; put in the bulb and fill the vase with water only to the base of the bulb.
- Store the vase and bulb in a cool and dark location. Check the water level frequently to be sure the base of the bulb is still in water.
- Keep the water level only to the base of the bulb even after the bulb develops roots.
- Continue to keep the vase in the dark until the root system matures and the bulb begins to sprout.
- Move the crocus bulbs to a sunny location when the top growth reaches 2 inches. Move the hyacinth bulbs when the buds reach four inches.



## Planting Sweet Potatoes

- Select a sweet potato. Push three or four toothpicks into the side of the sweet potato, forming a circle around the middle of the sweet potato.
- Place one end of the sweet potato into a jar. The toothpicks should be long enough to hold the upper half of the sweet potato out of the jar.
- Fill the jar with water until the bottom half of the sweet potato is almost covered by water.
- Place the jar in a window so that it receives sunlight. In about two to three weeks you should see roots forming down into the water. Be sure to keep enough water in the jar.
- Watch for leaves sprouting from the top of the potato.
- You can leave your sweet potato plant in its jar or you can plant it in a pot or in the garden.



## The Resurrection Story in John

*Characters:* Mary Magdalene, Peter, the other disciple, Jesus, two angels

**Mary** *(carrying spices, walking)*

Here's the tomb where we laid Jesus. Oh, I can see inside! The stone in front of the tomb has been rolled away!

*(She runs off to find Peter and the other disciple)*

I was just at the tomb, Jesus' body is not there! I don't know where they have put him.

*Peter and the other disciple run to the tomb. The other disciple reaches the tomb first, but does not go in. Peter then goes into the tomb.*

**Peter** Here are the linen cloths that the women wrapped around Jesus' body. And

here's the one for his head. Hmmmm... I wonder why it is not with the rest.

**Other Disciple** (To himself) Oh.... I know that Jesus is risen, just like he said.

*The disciples leave. Two angels appear in the tomb. Mary stands outside of the tomb, weeping. She looks into the tomb and sees the two angels.*

**Angel** Woman, why are you weeping?

**Mary** They have taken away the body of my friend, Jesus, and I do not know where they have put him.

*Mary turns around and sees Jesus, but she does not recognize him.*

**Jesus** Why are you weeping? Whom are you looking for?

**Mary** Sir, if you have taken the body of my friend, please tell me where you have laid him, and I will take him away.

**Jesus** Mary!

**Mary** Teacher!

**Jesus** Do not cling to me, for I have not yet ascended to the Father. Go to my brothers and tell them, 'I am ascending to my Father and your Father, my God and your God.'

*Mary goes to the disciples*

**Mary** I have seen the Lord!